



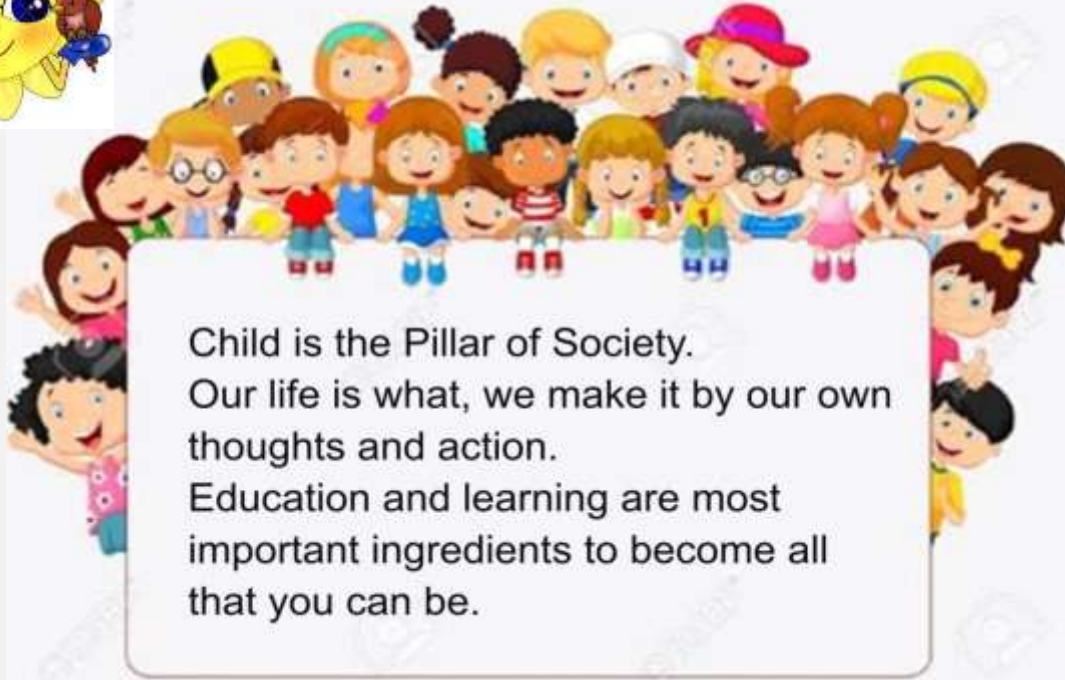
Bharatiya Vidya  
**Bhavan**  
DELHI KENDRA

# MEHTA VIDYALAYA

Summer Holiday Home assignment

Class -II

2022-23



Child is the Pillar of Society.  
Our life is what, we make it by our own  
thoughts and action.  
Education and learning are most  
important ingredients to become all  
that you can be.

Dear Parent,

We thank you for extending your cooperation in making teaching learning a smooth process.

**There is a list of activities recommended for our young learners that will provide a good platform to explore new things:**

1. Follow a healthy daily routine.
2. Follow a time table, fix study hour, playing time, reading time, screen time.
3. Meditate and do simple yoga exercises, zumba that we learnt during Happiness Hour.
4. Water plants and feed the birds.
5. Spend quality time with grandparents and other family members.
6. Help your mother in the kitchen and do simple self management activities.
7. Build and improve your vocabulary through cross words, jumbled words, word building.
8. Solve riddles and puzzles.
9. Practice Handwriting Daily in both English and Hindi.



**CLASS-II                      SUBJECT - ENGLISH**

**Dear Parents, -**

**Different types of languages are spoken by people from different regions, but the most important thing is that any language when spoken should be spoken correctly. The two common languages that our children should be able to speak fluently are Hindi and English. Since English is a universal language spoken and understood by people all over the world, we want our children also to be proficient in speaking it and for this we need full support and cooperation. We would appreciate if you adhere to the following points:**

- 1. Speak with your child in English. Encourage reading habits.**
- 2. Read out story-books and after finishing the story discuss it with your child.**
- 3. Encourage Word Building and Picture Talk.**

**The teachers are trying to encourage the children to use simple words, phrases and sentences like:-**

- May I go to play? •**
- May I borrow your pencil / eraser / sharpener?**
- I have finished my work/Lunch/Fruit.**
- Madam, may I go to the washroom?**
- Madam, may I go to drink water? • Madam, may I come in please?**
- Madam, may I go to wash my hands?**
- Madam, may I sit in the front row as I can't see from the back?**
- Madam, please repeat the concept as I'm unable to understand it.**
- Madam, I have lost my shoes / blazer / tiffin box / water bottle etc.**
- Madam, I came late as I missed my bus.**
- Madam, I'm sorry. I have forgotten to bring my book, note book, pencil / eraser / drawing book etc.**
- Madam, I'm sorry I couldn't complete my Home Work as I was unwell.**
- Madam, may I borrow a pencil / eraser / ruler etc. from my partner as I've forgotten to bring it today. • I am sorry for the delay.**



- 
- Could you please shut the door.

Use of magic words like **excuse me, sorry, thanks, please.**

- When asking for something, say “Please.”
- When receiving something, say “Thank you.”
- Do not interrupt grown-ups who are speaking with each other unless there is an emergency. • If you need to get somebody's attention right away, the phrase “excuse me” is the most polite way for you to enter the conversation.
- When you have any doubt about doing something, ask permission first. It can save you from many hours of grief later.
- When you have spent time at your friend's house, remember to thank his or her parents for having you over and for the good time you had.
- Knock on closed doors and wait to see if there's a response before entering. Children can be encouraged to use simple words and sentences at home also. For example –
  - Mummy, can I help you in the kitchen?
  - Mummy, can I lay the table today?
  - Mummy, should I help you wash the dishes today?
  - Papa, can I help you wash the car?
  - Grandpa, should I come with you for a walk?
  - Grandma, should I help you put the thread in the needle?
  - Mummy, can I get you a glass of water?
  - Mummy, may I take some more Ice-Cream from the fridge?
  - Papa, I'm sorry I was rude to you.
  - Papa, please teach me how to ride a bicycle.
  - Mummy, can I join the summer workshop in the school?
  - Mummy, can I help you wash and soak the rice?
  - Mummy, should I cut the salad today?
  - Mummy, I will make a cup of tea for you. Please tell me where are the tea leaves.
  - Mummy, can you teach me to make cold coffee please?

• Didi, can you help me find my English note book?

• Papa, can we go for cycling today? Wishing people properly – Hello Uncle / Auntie how are you? Wishing parents and elders Good Morning, Good Afternoon, Good Evening and Good Night. If we, as teachers and parents make a sincere effort and pay attention to the above mentioned points, we can help our children to learn, to understand and speak English at an early age.

### ACTIVITY-1 KANGAROO WORDS

DO IT IN THE SCRAPBOOK OR ON A a-3 SIZE COLOURED SHEET USING SKETCH PEN.

When a smaller word is hidden within a larger word ,it is called a kangaroo word.

For example

mason – son            Mother- Her            Black- Lack

carpenter – car , pen

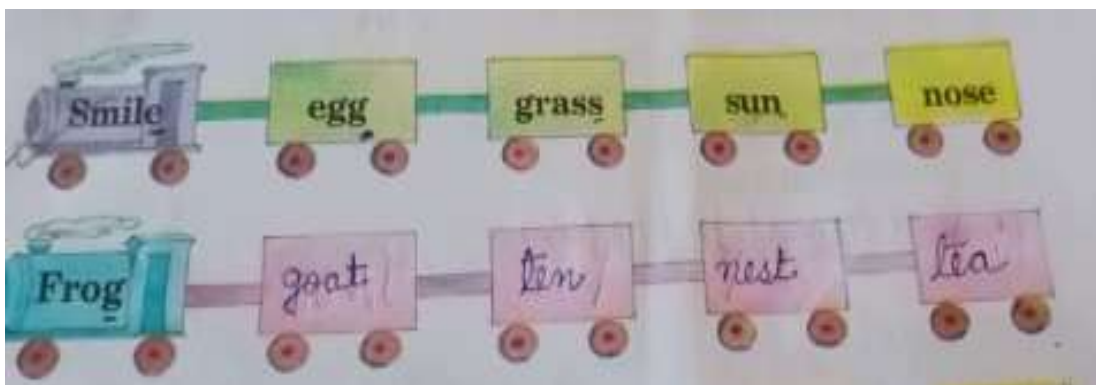
write any 10 Kangaroo words from the Lessons Taught.

### ACTIVITY-2 WORD TRAIN -HOLIDAY

Make a word train with the word HOLIDAY-

A WORD TRAIN MEANS A GROUP OF WORDS.EACH COMPARTMENT STARTS WITH THE LETTER THAT PREVIOUS COMPARTMENT ENDS WITH

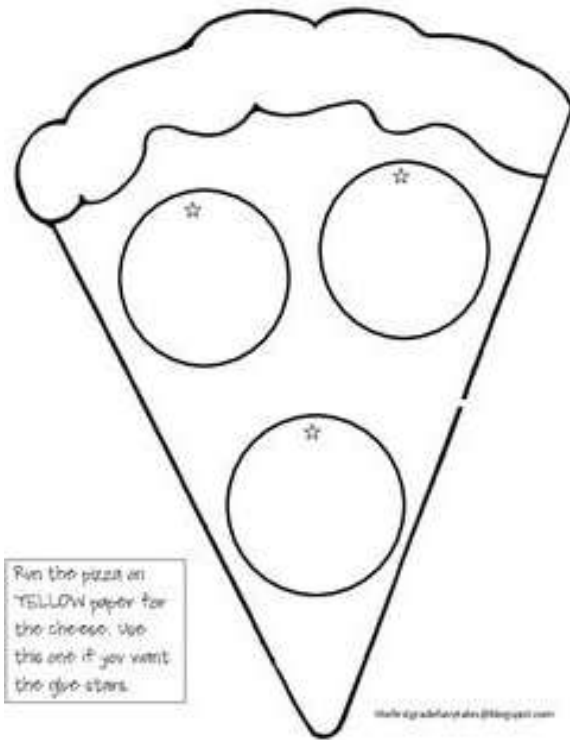
DO THE FOLLOWING ACTIVITY IN THE SCRAPBOOK.



on  
tips



**WRITE THE NAMES OF YOUR FAMILY MEMBERS,  
NAMES OF THINGS  
NAMES OF ANIMALS  
NAMES OF FESTIVALS  
NAMES OF PLACES**



**WRITING –**

**WRITE FIVE LINES ON THE PLACES YOU VISITED DURING THE HOLIDAYS AND PASTE THE PHOTOGRAPH.**

**LISTEN TO THE FOLLOWING STORIES AND WRITE WHICH IS YOUR FAVOURITE CHARACTER IN THE STORY. ANY ONE**

<https://youtu.be/HQwgp0eOM4U>

<https://youtu.be/sB4YV9XiOpA>

<https://youtu.be/JfIM01EfDqQ>

[https://youtu.be/\\_0zfvCFVIYY](https://youtu.be/_0zfvCFVIYY)

**Note- You are free to use your own creative ideas to present the work also.**

## Maths

- LEARN NUMBER NAMES FROM 1 TO 200.
- LEARN TABLES FROM 1 TO 5.
- REVISE ALL THE WORK DONE IN THE CLASS.

Compare the numbers by using  $>$ ,  $<$ ,  $=$

1) 58  68

6) 78  95

2) 95  75

7) 96  65

3) 25  95


8) 65  65

4) 82  82

9) 29  32

5) 95  78

10) 91  64





0 1 2 3 4 5 6 7 8 9

1

2

3

4

5

6

7

8

9

8

7

6

5

4

3

2


1

0



Arrange the following numbers in descending order in the boxes given below:

Descending order



Descending order



<input type="text"/>	←	→	<input type="text"/>
<input type="text"/>	←	→	<input type="text"/>
<input type="text"/>	←	→	<input type="text"/>
<input type="text"/>	←	→	<input type="text"/>
<input type="text"/>	←	→	<input type="text"/>





### NUMBER SEARCH PUZZLE A1



- Each of the numbers goes either horizontally from left to right (→), or vertically downwards (↓).
- Can you spot all of the numbers in the grid?

7	6	4	5	0	0	1	8	8	2
4	8	6	4	5	6	2	1	5	8
0	5	8	3	4	4	7	4	6	6
2	5	6	7	3	2	3	3	1	8
2	1	5	1	5	6	6	8	7	6
3	4	0	2	2	3	4	3	1	1
2	2	8	1	1	6	8	1	0	3
1	9	7	1	5	2	2	1	3	5
3	0	7	1	8	0	3	6	0	7
3	1	<del>1</del>	<del>0</del>	<del>2</del>	3	5	0	6	0

102	151	40	286	127	561	357	221
	64	431	281	718	506	321	864
		642	371		971		





JOIN THE DOTS AND FIND THE HIDDEN ANIMAL PICTURE AND  
THE





**WRITE THE TABLES OF 2 TO 5 CREATIVELY AS THE SAMPLES SHOWN IN .YOU CAN USE YOUR OWN CREATIVITY TOO.THIS IS ALSO CALLED SKIP COUNTING OF 2s ,3s ,4s ,5s . Note- You are free to use your own creative ideas also.**





## विषय - हिंदी कक्षा- २



गतिविधि-1 आओ शब्दों का रानी हार बनाएं।

मूल उद्देश्य: खेल खेल में शब्द भंडार का विकास करना।

खेल की विधि और नियम जैसे हम अंताक्षरी खेलते हैं ठीक उसी तरह आज हम शब्दों की अंताक्षरी खेलेंगे। आपको दिए गए शब्द के आखिरी वर्ण से एक नया शब्द बनाना है। फिर दिए गए गोले में लिखना है। किसी भी एक शब्द को आप दो बार नहीं लिख सकते। शब्द दो वर्णों या तीन वर्णों का या उससे भी अधिक वर्णों का बना सकते हो। आपको आखिरी गोले तक शब्द लिखने है आपने इस शब्दों के हार को रंगीन बिंदी, रंगीन कागज़ के टुकड़ों, मोती या बटनो की सहायता से सजा सकते हैं। बच्चों कोशिश करना की यह मस्ती वाला काम आप खुद करें बिना किसी की सहायता से।

उदाहरण के लिए -






जग

गमला

लाठी

ठीक



गतिविधि -2 स्वर और मात्राएँ प्यारे बच्चों आप सभी स्वरों को बड़े लेख में एक रंगीन कागज़ पर लिखिए और उनकी ध्वनियों का उच्चारण कीजिये । अब इन स्वरों के मात्रा रूप को अपनी कलात्मक अभिव्यक्ति से कुछ इस प्रकार प्रस्तुत कीजिये और मात्राओं का प्रयोग करते

हुए शब्द लिखिए । उदाहरण के लिए- **मात्राओं से खेल**

आ	इ	ई	उ	ऊ	ऋ
आसमान, काला, आज, बादल, राजा, काजल	दिन, कवि, कविता, किला, नारियल, किशानि	कहानी, डली, बगीचा, पील, मछली, पीता, साबरमती	गुलाब, उल, कुत्ता, बुरा, जामुन, लड्डू, जामुन	सूरज, काजू, दूध, स्कूल, तराजू, बबूल	मृग, कृषक, मृप, मृधक, अमृत, वृक्ष, गृह
ए	ऐ	औ	औ	अं	अः
देश, बैटा, करेला, जलेबी, गणेश, गुलेल	बैल, धैला, मैनिंक, तेरना, हेरान, मैदान, पैर	मोर, चोरन, होली, कोयल, तोता, झरोख	चौदह, खिरोना, नौगा, चौराहा, मौसम, नौकर	शंख, रंग, मंदिर, कंगन, पतंग, मंगरी, सुंदर	घातः, नमः, फलतः, जतः, उख, पुनः, कीः, नीः



नोट- आपको मात्राओं का प्रयोग करते हुए शब्द लिखने है।



## गतिविधि- 3 खेल खेल में- बच्चों के लिए कुछ टंग ट्विस्टर्स

किसी भी रंग की A-4 साइज शीट पर एक टंग ट्विस्टर्स लिखिए और उसको जल्दी जल्दी बोलना सीखिए और अपने परिवार के अन्य सदस्यों को भी जल्दी

जल्दी बोलने के लिए कहिए। उदाहरण के लिए-

- पीतल के पतीले में पपीता पीला पीला।
- पके पेड़ पर पका पपीता, पका पेड़ या पका पपीता।
- जो जो को खोजो, खोजो जोजो को। जो जोजो को ना खोजे, तो खो जाए जोजो।  
कच्ची रोटी खाके रोती, रोटी खाके कच्ची रोती।



# The Five Senses

General Awareness

Class- 2 Topic - Sense Organs

Kindly observe it is a Power Point Presentation .




Link for PPT-

<https://docs.google.com/presentation/d/1rNQdo4DB7kDvaC4D7saq7RUDgwDjKdXd6vbpJQXLMM/edit?usp=sharing>

Show the Functions of sense organs as the examples given below.



Likewise for EYES to See , Nose to Smell and Ears to Hear





# A DIY Activity

A) Children Prepare flash cards on **any 5** of the following. (A-4 size each cut out )

- 1) लिंग बदलो शब्द
- 2) एक अनेक शब्द

FOR EXAMPLE-

लिंग बदलो



हाथी



हथिनी



बाघ



बाघिन

एक अनेक शब्द



लड़की

लड़कियाँ



गुब्बारा



गुब्बारे

Note- children your Teacher has taught you many words. choose the words of your choice and do this work . Write in neat and bold handwriting.



**ENGLISH- Learn this poem with actions and Expressions . What do you see the boy is floating in the river? Yes, It's a Paper boat . You can Also have fun with PAPER . SO MAKE ANY TWO THINGS USING COLOURFUL PAPER AND NAME THEM .**

## THE PADDLING-POOL

Down by the river  
On the way to school,  
We have to pass  
By the paddling-pool.  
The grass is green,  
And the water cool,  
And we stay to play  
By the paddling-pool,  
Down by the river  
On the way to school.

— Ann Berry

